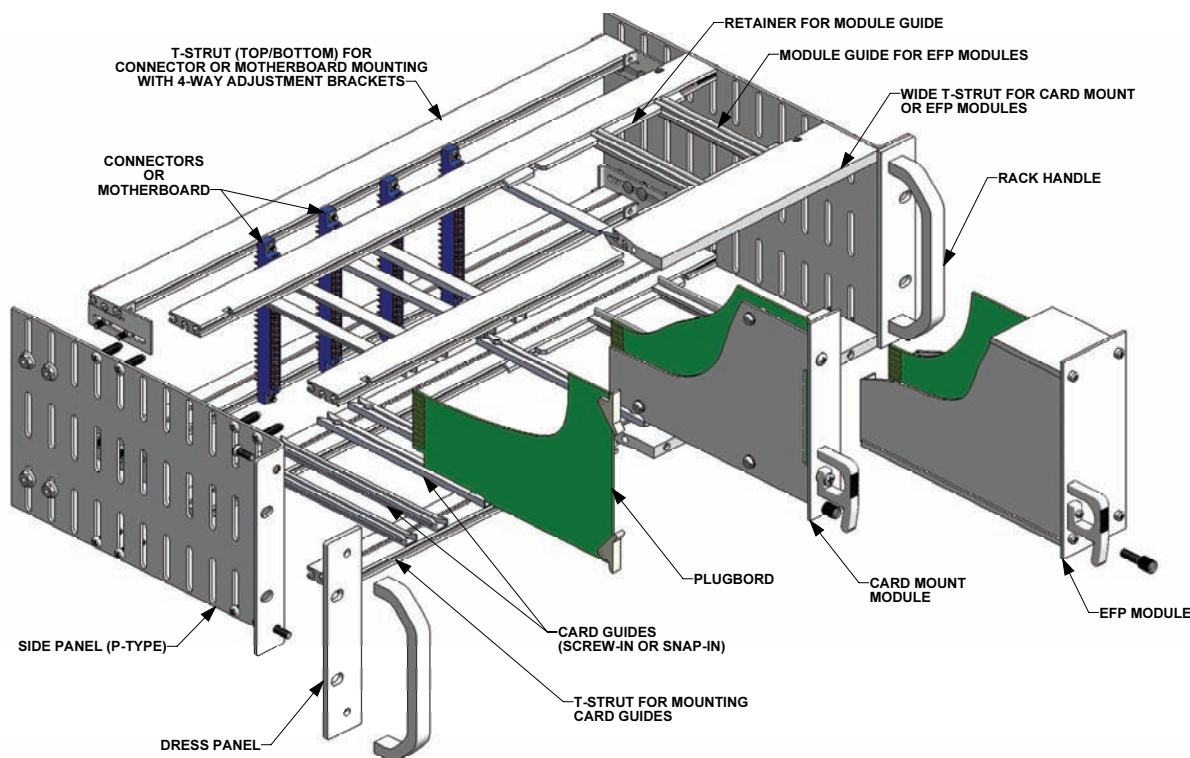


## EIA Non-Metric Subracks for 19" Systems

EIA VectorPak™ subracks for non-metric packaging designed for mounting in 19.0" racks are equally appropriate for workbench. Available factory-assembled or easy assembly kits. All VectorPak™ non-metric subracks constructed of brushed aluminum with clear irridite finish and extruded aluminum rails.

Three standard card mounting methods:

- FIXED** Zinc, aluminum or plastic guides attached to rails with screws, usually on 0.750" centers but completely adjustable (horizontally)
- VARIABLE** Snap-in card guides mounted into holes positioned on 0.250" centers and adjustable.
- CONTINUOUS** Aluminum guide plates with guide slots on 0.150" centers



Part No.	Description
SW52P89/90	Side Panel, 3U X 9.0"
TS169	Rear Strut, 17"; accepts Backplane or connector
TSW169/90	Front T-strut, 1.75" wide, drilled & tapped for module positions
R644-3	Connector, other sizes and backplanes accepted
BR19-6-1#	Module Guide for EFP module, fixed spacing; retainers (adjustable) available
BR34-20#	Spacer
SP09-2	Spacer for EFP thumbscrew; used to build 1: wide strut (TS169 type shown) to 1.75"
TS169	Front strut, 1.00" (narrow) used for mixing P.C. cards & modules
EFP204A66	EFP module
HA11/2	Handle, thumb for EFP modules
SC10-3A	Thumbscrew, pack of 12, sold separately
3662	P.C. board, 4.5" X 6.5"; other types available
HA12	Handle

EIA  
Subracks



## Introduction

Designed in accordance with EIA standard RS-310, Vector subracks and modules offer versatility within a 19" rackmount format. All racks are adjustable in both height and depth, offering standard product solutions for standard and custom requirements.

All Subrack sizes are compatible with Vector prototyping boards (see Vectorbord® Plugbord™ section), and can accommodate other sizes as well. Several card guide types (metal or plastic, snap-in or screw-down) are available.

## Cages

VectorPak® Subrack and Module Subrack Types by Part Number Stem:

**CCK** - Card Cage frame kit. Kits with no card guides use 'F' in number (e.g., CCK13F/90). Other kits have 21 pair of guides included: 'S'= plastic snap-in type e.g., CCK13S/90; 'M' or 'P'= metal or plastic, fastened with hardware. Guide spacing is .25".

**CCA** - Same as CCK version, but all are *assembled with guides*.

**CMA** - Assembled **Module Subrack** for EFP modules. Modules available separately.

**CCM** - Assembled rack for **Card Mount Modules** (CM type). Modules available separately.

For Rack Accessories see page 41A

For Desktop outer enclosure, see page 42


New Item: CCK19F/90 (For max 11.5" x 13.5" cards)




Subrack Kits (CCK)



Assembled Module Subracks (CMA)



Continuous Guide Plate Subrack



Assembled Card Mount Subracks (CCM)



Specification subject to change without notice  
Specification subject to change without notice